


Name of the Company : DHABRIYA POLYWOOD LIM

Script Code, Name of the scrip, class of security :

Quarter ended : 30/09/2015

Partly paid-up shares :-	No. of partly paid-up shares	As a % of total no. of partly paid-up shares	As a % of total no. of shares of the company
Held by promoter/ promoter group		0.00	0.00
Held by public		0.00	0.00
<b>Total</b>	<b>0</b>	<b>0.00</b>	<b>0.00</b>
Outstanding convertible securities	No. of outstanding securities	As a % of total no. of outstanding convertible securities	As a % of total no. of shares of the company, assuming full conversion of the convertible securities
Held by promoter/ promoter group		0.00	0.00
Held by public		0.00	0.00
<b>Total</b>	<b>0</b>	<b>0.00</b>	<b>0.00</b>
Warrants	No. of Warrants	As a % of total no. of Warrants	As a % of total no. of shares of the company, assuming full conversion of warrants
Held by promoter/ promoter group	0	0.00	0.00
Held by public	0	0.00	0.00
<b>Total</b>	<b>0</b>	<b>0.00</b>	<b>0.00</b>
<b>Total paid-up capital of the company, assuming full conversion of warrants convertible securities Total (A+B+C)+ D+E+F)</b>	<b>8200000</b>		<b>100.00</b>



**Statement Showing Shareholding Pattern**

Category Code	Category of Shareholder	Number of Shareholders	Total Number Of Shares	Number of Total Shareholding as a percentage of total number of Shares held in Dematerialised form		Shares Pledged or otherwise encumbered	As a percentage (IX)= (VIII)/(IV) *100	
				As a Percentage of (A+B)	As a Percentage of (A+B+C)			
(I)	(II)	(III)	(IV)	(V)	(VI)	(VII)	(VIII)	(IX)

**(A) Shareholding of Promoter and Promoter Group<sup>2</sup>**

**1. INDIAN**

(a)	INDIVIDUAL / HUF	5	5876800	5876800	71.6683	71.6683	0	0.00
(b)	CENTRAL / STATE GOVERNMENT(S)	0	0	0	0.0000	0.0000	0	0.00
(c)	BODIES CORPORATE	0	0	0	0.0000	0.0000	0	0.00
(d)	FINANCIAL INSTITUTIONS / BANKS	0	0	0	0.0000	0.0000	0	0.00
(e)	ANY OTHERS (Specify)							
(i)	DIRECTORS RELATIVES	0	0	0	0.0000	0.0000	0	0.00
(ii)	GROUP COMPANIES	0	0	0	0.0000	0.0000	0	0.00
(iii)	TRUSTS	0	0	0	0.0000	0.0000	0	0.00
<b>SUB TOTAL (A)(I) :</b>		<b>5</b>	<b>5876800</b>	<b>5876800</b>	<b>71.6683</b>	<b>71.6683</b>	<b>0</b>	<b>0.00</b>

**2. FOREIGN**

(a)	INDIVIDUAL	0	0	0	0.0000	0.0000	0	0.00
(b)	BODIES CORPORATE	0	0	0	0.0000	0.0000	0	0.00
(c)	INSTITUTIONS	0	0	0	0.0000	0.0000	0	0.00
(d)	QUALIFIED FOREIGN INVESTOR	0	0	0	0.0000	0.0000	0	0.00
(e)	ANY OTHERS (Specify)	0	0	0	0.0000	0.0000	0	0.00
<b>SUB TOTAL (A)(2) :</b>		<b>0</b>	<b>0</b>	<b>0</b>	<b>0.0000</b>	<b>0.0000</b>	<b>0</b>	<b>0.00</b>


**Total holding for promoters**

<b>(A)=(A)(1) + (A)(2)</b>		<b>5</b>	<b>5876800</b>	<b>5876800</b>	<b>71.6683</b>	<b>71.6683</b>	<b>0</b>	<b>0.00</b>
----------------------------	--	----------	----------------	----------------	----------------	----------------	----------	-------------

**(B) Public shareholding**

**1. INSTITUTIONS**

(a)	MUTUAL FUNDS / UFI	0	0	0	0.0000	0.0000	0	0.00
(b)	FINANCIAL INSTITUTIONS / BANKS	0	0	0	0.0000	0.0000	0	0.00
(c)	CENTRAL / STATE GOVERNMENT(S)	0	0	0	0.0000	0.0000	0	0.00
(d)	VENTURE CAPITAL FUNDS	0	0	0	0.0000	0.0000	0	0.00
(e)	INSURANCE COMPANIES	0	0	0	0.0000	0.0000	0	0.00
(f)	FIS	0	0	0	0.0000	0.0000	0	0.00



**Statement Showing Shareholding Pattern**

Table (I)(a)


Category Code	Category of Shareholder	Number of Shareholders	Total Number Of Shares	Number of Total Shareholding as a percentage of total number of Shares held in Dematerialised form		As a Percentage of (A+B)	As a Percentage of (A+B+C)	As a Number of shares	Shares Pledged or otherwise encumbered	As a percentage (IX)=(VIIID)/(IV)*100
				(I)	(II)					
(g)	FOREIGN VENTURE CAPITAL INVESTORS	0	0	0.0000	0.0000	0	0	0.00		
(h)	QUALIFIED FOREIGN INVESTOR	0	0	0.0000	0.0000	0	0	0.00		
(i)	ANY OTHERS (Specify)	0	0	0.0000	0.0000	0	0	0.00		
<b>SUB TOTAL (B)(1) :</b>		<b>0</b>	<b>0</b>	<b>0.0000</b>	<b>0.0000</b>	<b>0</b>	<b>0</b>	<b>0.00</b>		

**B 2. Non-institutions**

(a)	BODIES CORPORATE	10	1028000	12.5366	12.5366	0	0	0.00		
(b)	INDIVIDUAL									
(i)	(CAPITAL UPTO TO Rs. 1 Lakh)	38	268000	3.2683	3.2683	0	0	0.00		
(ii)	(CAPITAL GREATER THAN Rs. 1 Lakh)	18	1015200	12.3805	12.3805	0	0	0.00		
(c)	QUALIFIED FOREIGN INVESTOR	0	0	0.0000	0.0000	0	0	0.00		
(d)	ANY OTHERS (Specify)									
(i)	TRUSTS	0	0	0.0000	0.0000	0	0	0.00		
(ii)	CLEARING MEMBER	1	4000	0.0488	0.0488	0	0	0.00		
(iii)	DIRECTORS RELATIVES	0	0	0.0000	0.0000	0	0	0.00		
(iv)	EMPLOYEE	0	0	0.0000	0.0000	0	0	0.00		
(v)	NON RESIDENT INDIANS (NRI)	1	8000	0.0976	0.0976	0	0	0.00		
(vi)	OVERSEAS BODIES CORPORATES	0	0	0.0000	0.0000	0	0	0.00		
(vii)	UNCLAIMED SUSPENSE ACCOUNT	0	0	0.0000	0.0000	0	0	0.00		
<b>SUB TOTAL (B)(2) :</b>		<b>68</b>	<b>2323200</b>	<b>28.3317</b>	<b>28.3317</b>	<b>0</b>	<b>0</b>	<b>0.00</b>		
<b>Total Public Shareholding (B)=(B)(1) + (B)(2)</b>		<b>68</b>	<b>2323200</b>	<b>28.3317</b>	<b>28.3317</b>	<b>0</b>	<b>0</b>	<b>0.00</b>		
<b>Total (A) + (B) :</b>		<b>73</b>	<b>8200000</b>	<b>100.0000</b>	<b>100.0000</b>	<b>0</b>	<b>0</b>	<b>0.00</b>		

(C) Shares held by Custodians and against which Depository Receipts have been issued

(i)	Promoter and Promoter Group	0	0	0.0000	0.0000	0	0	0.00		
(ii)	Public	0	0	0.0000	0.0000	0	0	0.00		
<b>SUB TOTAL (C)(1) :</b>		<b>0</b>	<b>0</b>	<b>0.0000</b>	<b>0.0000</b>	<b>0</b>	<b>0</b>	<b>0.00</b>		



Grand Total (A) + (B) + (C)

73

82

0

8200000

100

100.0000

0

0.00

NOTES :

1) NAME, NUMBER OF SHARES HELD & PERCENTAGE OF ENTITIES / PERSONS HOLDING MORE THAN 1% OF THE TOTAL SHARES OF THE COMPANY IS AS PER ANNEXURE


(I)/(b) Statement showing holding of securities (including shares, warrants, convertible securities) of persons belonging to the category "Promoter and Promoter Group"

Sr.No	Name of the Shareholder	Total shares held		Encumbered shares (*)		Details of warrants		Details of convertible securities		Total shares (including underlying shares assuming full conversion of warrants and convertible securities) as a % of diluted share capital
		Number of shares	As a % of grand total (A)+(B)+(C)	Number	As a percentage (V)=(V)/(III)* 100	Number of sub-clause (I)(a)	As a % of grand total (A)+(B)+(C) of warrants held	Number of total warrants of the same class	As a % of total convertible securities held	
1	DIG VIJAY DHABRIYA	5440600	66.3488	0	0.00	0	0.00	0	0	0
2	DIGVIJAY DHABRIYA HUF	247400	3.0171	0	0.00	0	0.00	0	0	0
3	ANITA DHABRIYA	156000	1.9024	0	0.00	0	0.00	0	0	0
4	SANDHYA HIRAN	26000	0.3171	0	0.00	0	0.00	0	0	0
5	USHA JAIN	6800	0.0829	0	0.00	0	0.00	0	0	0
<b>TOTAL :</b>		<b>5876800</b>	<b>71.6683</b>	<b>0</b>	<b>0.00</b>	<b>0</b>	<b>0.0000</b>	<b>0</b>	<b>0</b>	<b>0</b>

PRINTED ON : 05/10/2015

PAGE NO :

1



(1)(c)(i) Statement showing holding of securities (including shares, warrants, convertible securities) of persons belonging to the category "Public" and holding more than 1% of the total number of shares

Sr.No	Name of the shareholder	Number of shares	Shares as a percentage of total number of shares (i.e. Grand Total (A) +(B)+(C) indicated in Statement at para (I) (a) above}	Details of warrants		Details of convertible securities		Total shares (including underlying shares assuming full conversion of warrants and convertible securities) as a % of diluted share capital
				Number of warrants	As a % total number of warrants of the same class	Number of convertible securities held	% w.r.t. total number of convertible securities of the same class	
1	HEM SECURITIES LIMITED	500000	6.0976	0	0	0	0	0
2	PRAITEEK JAIN	252000	3.0732	0	0	0	0	0
3	HEM SECURITIES LIMITED	196000	2.3902	0	0	0	0	0
4	ECAP EQUITIES LIMITED	148000	1.8049	0	0	0	0	0
5	B. LODHA SECURITIES LIMITED	136000	1.6585	0	0	0	0	0
6	RIKHAB CHAND KOTHARI	112000	1.3659	0	0	0	0	0
7	VINIT MUNOT	96000	1.1707	0	0	0	0	0
8	AMIT MUNOT	96000	1.1707	0	0	0	0	0
9	ASHVINI HIRAN	86200	1.0512	0	0	0	0	0
<b>TOTAL :</b>		<b>1622200</b>	<b>19.7829</b>	<b>0</b>	<b>0</b>	<b>0</b>	<b>0</b>	<b>0</b>

Printed Date : 10/5/2015

PAGE NO : 1


(1)(c)(ii) Statement showing holding of securities (including shares, warrants, convertible securities) of persons (together with PAC) belonging to the category "Public" and holding more than 5% of the total number of shares of the company.

SR.NO	Name	Number of shares	Per	Details of warrants		Details of convertible securities		Total shares (including underlying shares assuming full conversion of warrants and convertible securities) as a % of diluted share capital
				Number of warrants held	As a % total number of warrants of the same class	Number of convertible securities held	% w.r.t. total number of convertible securities of the same class	
1	HEM SECURITIES LIMITED	500000	6.0976	0	0	0	0	0
<b>TOTAL :</b>		<b>500000</b>	<b>6.0976</b>	<b>0</b>	<b>0</b>	<b>0</b>	<b>0</b>	<b>0</b>

Printed Date : 10/5/2015

Print Date : 05/10/2015

Page 5 of 7



(1)(d)

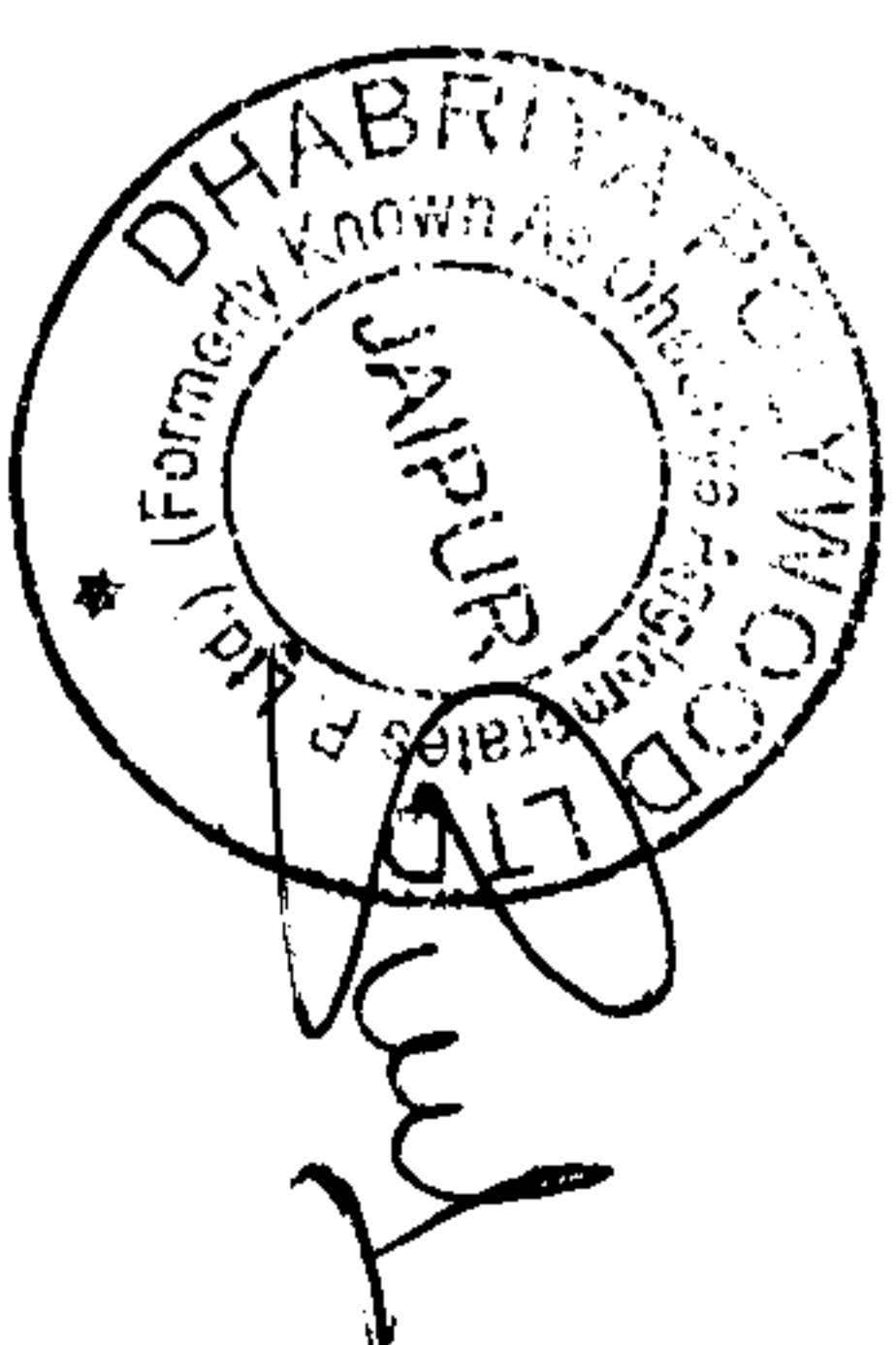
Statement showing details of locked-in shares

AS ON : 30/09/2015

Sr No	Name of the shareholder	Number of locked-in shares	Locked-in shares as a percentage of total number of shares { i.e., Grand Total (A)+(B)+ (C) indicated in Statement at para (1)(a) above }	Promoter / Promoter Group / Public
1	ASHVINI HIRAN	86200	1.05	Public
2	MAHENDRA KARNAWAT	37000	0.45	Public
3	DIG VIJAY DHABRIYA	5440600	66.35	Promoter / Promoter Group
4	ANITA DHABRIYA	156000	1.90	Promoter / Promoter Group
5	SANDHYA HIRAN	26000	0.32	Promoter / Promoter Group
6	USHA JAIN	6800	0.08	Promoter / Promoter Group
7	DIGVIJAY DHABRIYA HUF	247400	3.02	Promoter / Promoter Group
<b>TOTAL:</b>		<b>6000000</b>	<b>73.1707</b>	

## (1)(a) Statement showing details of Depository Receipts (DRs)

Sr.No.	Type of Outstanding DR (ADRs,GDRs,SDRs etc.)	No of Outstanding DRs	No of Shares underlying outstanding DRs.	Shares underlying outstanding DRs as a Percentage of total number of shares (i.e Grand Total (A)+(B) + (C) Indicated in statement at para(1) (a) above)
1	GDRs			
<b>TOTAL :</b>				



(II) (b) Statement showing holding of Depository Receipts (DRs), where underlying shares held by 'promoter / promoter group' are in excess of 1% of the total number of shares.

Sr.No.	Name of the DR Holder	Type of Outstanding DR (ADRs, GDRs, SDRs etc.)	No of Shares underlying outstanding DRs.	Shares underlying outstanding DRs as a Percentage of total number of shares (i.e Grand Total (A)+(B)+(C) Indicated in statement at Para (I) (a) above)
1				
TOTAL:				

